

# Sx250

**Sx250**  
**Compact Sound**  
**Reinforcement Speaker For:**  
**Live Sound, Speech, Playback,**  
**DJ, A/V, Institutional Venues**



## Key Features:

- **Small-format 15-inch two-way full-range speaker system**
- **18 mm plywood enclosure**
- **Futura™ finish is rugged and weather-resistant**
- **DH2010A pure titanium compression driver coupled to an 80° x 55° Constant-directivity horn**
- **EV 15-inch cast-frame woofer**
- **50 Hz usable bass response**
- **Metal stand mount built in**
- **Suspendable using optional SK-1 kit**



## General Description:

The Sx250 is the newest member of the world's most popular line of high-performance professional speakers. The Sx250 has all of the characteristics of Sx systems, including tremendous use flexibility, easy portability, light weight and high acoustic output capability.

Thanks to its unique multi-angle enclosure, the Sx250 can be used as a floor monitor, as a pole-mounted "PA system" and safely suspended using the optional SK-1 kit.

The Sx250's enclosure is made of 18mm plywood that is finished in Futura, a sprayed on polyurethane finish that is resistant to damage, naturally weather resistant and can be easily painted. Sx250's components are protected from damage by an 16-gauge steel grille with cloth backing for a polished, professional look.

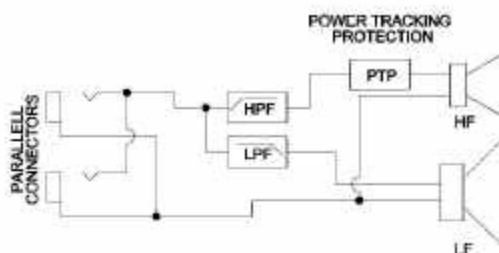
The Sx250 uses components that have toured the world in EV concert systems including the D2010A 1.25-inch diameter pure titanium compression driver and the DL15BFH 15-inch cast frame woofer. The Sx250 uses an 80° x 55° Constant-directivity horn with EV's patented TimePath™ phase plug for wide dispersion, yet with better control and projection than 90° horns.

The Sx250 also has EV's Ring-Mode Decoupling (RMD™) technology for pure, clean vocals and detailed mids over a wide range of SPLs. The Sx250's sound is very accurate with full-range fidelity that has high intelligibility for either voice or music reproduction.

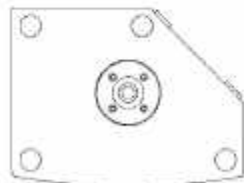
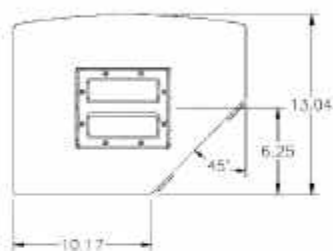
## Technical Specifications:

Freq. Response (-10 dB):	50Hz-20kHz
Recommended High-Pass Frequency	45 Hz
Sensitivity (SPL 1W/1m)	99 dB
Max Calculated SPL:	130 dB
Long-Term Power Handling	350 watts
Short-Term Power Handling	1,400 watts
Horizontal Coverage:	80°
Vertical Coverage:	55°
LF Transducer:	EV DL15BFH Cast Frame 15-inch Woofer
HF Transducer:	EV DH2010A 1.25-inch Pure Titanium Driver
Crossover frequency:	1,600 Hz
Nominal impedance :	8 ohms
Input connectors:	(2) Neutrik Speakon NL4's
Dim (H x W x D):	24.6" x 17.0" x 13.0" (625mm x 431mm x 330mm)
Net Weight (each):	40 lbs (18.1 kg)
Shipping Weight:	44 lbs (19.9 kg)

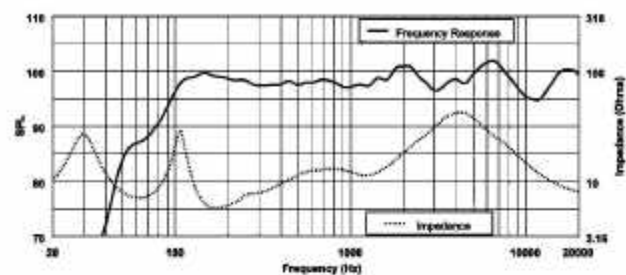
## Block Diagram:



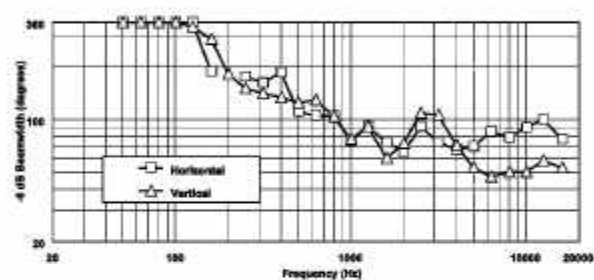
## Dimension Drawings:



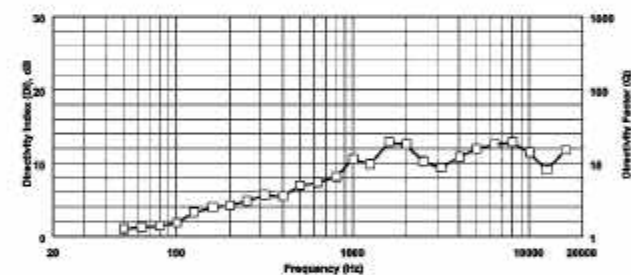
## Frequency Response:



## Beamwidth:



## Directivity:



## Performance Match:

- P-Series Amplifiers
- Q66 Amplifier
- AC One Audio Controller
- SB180 Subwoofer
- QRx118 Subwoofer

## Available Accessories:

- SK1 Rigging Hardware
- 100BK Tripod Stand

## Sx250 Part Number

- 301253-001

**Ey ElectroVoice**

12000 Portland Avenue South, Burnsville, MN 55337  
Phone: 952/884-4051, Fax: 952/884-0043

[www.electrovoice.com](http://www.electrovoice.com)

© Telecommunications, Inc. 4/2002  
Part Number 38110-097 Rev A

U.S.A. and Canada only. For customer orders, contact Customer Service at:

800/392-3497 Fax: 800/955-6831

Europe, Africa, and Middle East only. For customer orders, contact Customer Service at:

+49 9421-706 0 Fax: +49 9421-706 265

Other International locations. For customer orders, contact Customer Service at:

+1 952 884-4051 Fax: +1 952 887-9212

For warranty repair or service information, contact the Service Repair department at:

800/685-2606

For technical assistance, contact Technical Support at: 866/78AUDIO

Specifications subject to change without notice.